

Handwriting Progression

Y1-6

at

Sacred Heart







At Wood Fold Primary School, we believe that high standards of handwriting and presentation are crucial for success across all areas of the curriculum. This progression document outlines a structured approach to teaching handwriting, helping students learn to form and join letters accurately while taking pride in their work. To support the development of handwriting skills and encourage values of pride and ambition, we follow the Martin Harvey Handwriting programme, *Achieving Excellence in Handwriting*. Through this programme, children apply the handwriting techniques they have learned to present their work clearly and attractively, fostering personal pride and a sense of accomplishment.

We use a consistent approach of teaching handwriting throughout the school using Martin Harvey's guidelines and clear terminology. All members of staff support and believe in the drive for excellence in handwriting. A consistent approach is taken to the handwriting style and the shape of the letters being taught and the language used when teaching handwriting.

The Martin Harvey Style:



Progression of Objectives in Handwriting

The following table shows the progression of the statutory requirements for Handwriting from the English Programmes of study:

- Key Stages 1 and 2 National Curriculum in England.
- The objectives for EYFS are taken from Development Matter Non-statutory curriculum guidance for the Early Years Foundation Stage and the Early Learning Goals from the Early Years Foundation Stage profile.

EYFS	Early Learning Goal: Hold a pencil effectively in preparation for fluent writing - using the tripod grip in almost all cases.	Development Matters: Learn to form lower-case and capital letters correctly.	Early Learning Goal: Write recognisable letters, most of which are correctly formed.		
Year 1	Sit correctly at a table, holding a pencil comfortable and correctly.	Begin to form lower-case and capital letters in the correct direction, starting and finishing in the right place.	Form capital letters	Form digits 0-9	Understand which letters belong to handwriting 'families' and to practice these.

Year 2	Form lower-case letters of the correct size relative to one another.	Write capital letters and digits of the correct size, orientation and relationship to one another and to lower case letters.	Start using some of the diagonal and horizontal strokes needed to join letters.	Understand which letters, when adjacent to one another, are best left unjoined.	Use spacing between words that reflects the size of the letters.
Year 3/4	Increase the legibility, consistent and quality of my handwriting.	Use the diagonal and horizontal strokes that are needed to join letters.	Understand which letters, when adjacent to one another, are best left unjoined.		
Year 5/6	Write legibly, fluently and with increasing speed by choosing the writing implement that is best suited for a task.	Write legibly, fluently and with increasing speed by choosing which shape of a letter to use when given choices and deciding whether or not to join specific letters.			

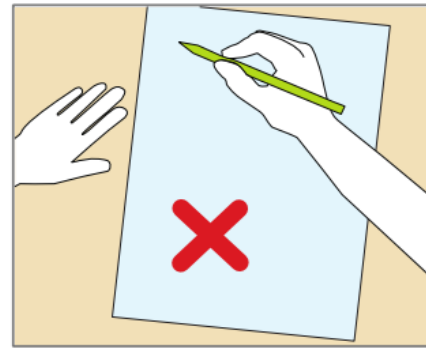

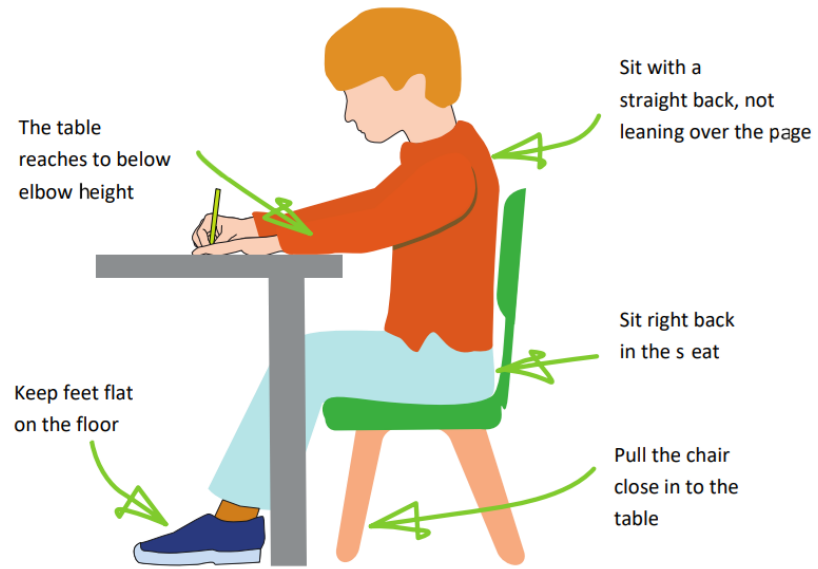
The Martin Harvey method emphasises the importance of establishing good working habits to consistently achieve high quality handwriting and excellent presentation of work in every class. We aim to have these habits in place across every class in the school, during every lesson across the curriculum. These include:

- **Two hands on the paper** - Children are encouraged to use two hands when writing: One hand to hold the paper or exercise book and one hand to write with.
- **Correct posture** - Good posture and correct seating position are vital components of developing good handwriting.

There are four ways in which we ensure the correct seating position:

1. **Six feet on the floor** - The child's two feet and the four feet of the chair. Children are discouraged from kneeling on a chair or to sit cross-legged on the chair. The chair's feet stay on floor so that children do not rock forward or backward on the chair.
2. **BBC** - Children should be expected to sit at tables in the BBC position (**B**ottom **B**ack in **C**hair), this means that children do not sit with their chairs sticking out, making the classroom half its real size, with bottoms on the front edge of the chair. They pull the chair towards the table, so bottoms are at the back of the chair.
3. **TNT (Tummy Near Table)** - Children are expected to sit with their tummy near the table, but not squashed up to the table. This prevents sitting with the chair a long way from the table so that the children need to slouch forward to do their work.
4. **Paper Position** - When writing, the paper or exercise book should be placed in an upright position. A slight angle is acceptable; however, this should not be more than 45 degrees.

Correct sitting position:



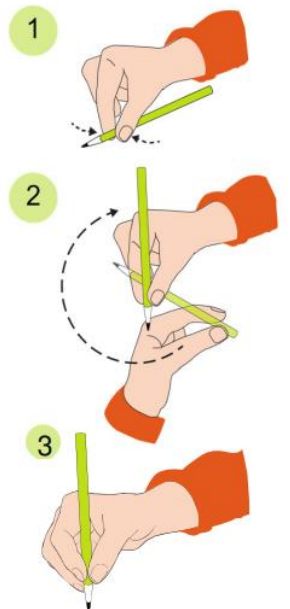
Paper position for right handed children



The Tripod Pencil Grip:

Both right and left handed children should be encouraged to use the tripod grip which allows the pen/pencil to be held securely whilst allowing controlled movements of the pen/pencil nib. Teachers should pay particular attention to pencil grip and sitting position.

- 1) Grip the pencil with your index finger and thumb with the nib pointing away.
- 2) With your free hand, spin the pencil from underneath.
- 3) Use your middle finger to support the underside of the pencil.



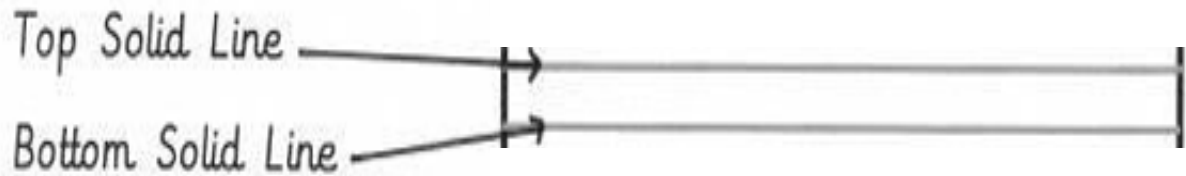
Year 1 Handwriting



Year 1

Autumn 1	Family	Focus
Week 1	Introduction	Pen grip, sitting position
Week 2	The straight-line family	i, l
Week 3	The straight-line family	t, j
Week 4	The coat hanger family	c, o
Week 5	The coat hanger family	a, d
Week 6	The coat hanger family	g, q, e
Week 7	The bridge family	n, m, r
Week 8	Reinforcement week	Reinforcement week

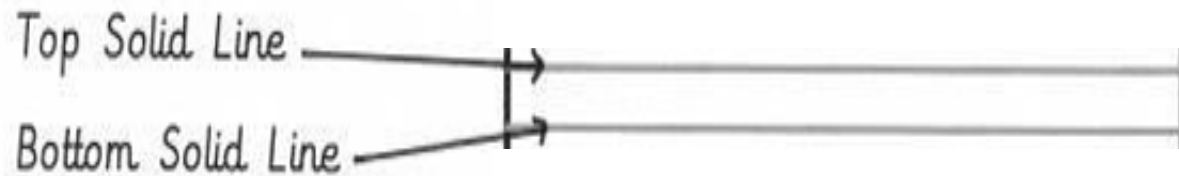
Key Vocabulary	
Lines	Short lines Tall lines Tail lines
Letters	Small letters Tall letters Tail letters Letters with triangles
Tails	Narrow curved tails
Bridges	
Hooks	Coat hanger hooks
Other	Egg shapes in the coat hanger letters



Year 1

Autumn 2	Family	Focus
Week 1	The bridge family	h, b
Week 2	The bridge family	k, p
Week 3	The zig zag family	v, w
Week 4	The smile family	u, y
Week 5	The misfits	s, f
Week 6	The misfits	x, z
Week 7	Reinforcement week	Reinforcement week

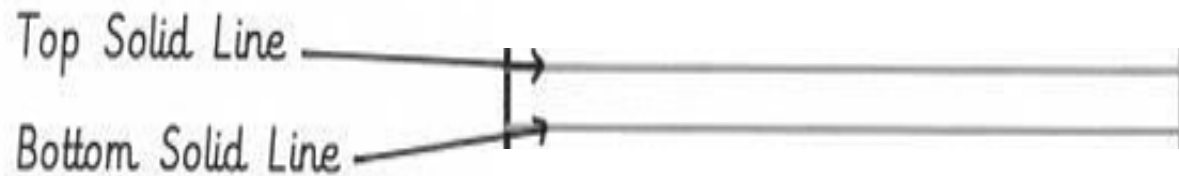
Key Vocabulary	
Lines	Short lines Tall lines Tail lines
Letters	Small letters Tall letters Tail letters Letters with triangles Narrow letters Letters with sharp points
Tails	Narrow curved tails
Bridges	Narrow bridges
Hooks	Coat hanger hooks
Other	Egg shapes in the coat hanger letters Shoelace k



Year 1

Spring 1	Focus
Week 1	PBRDU
Week 2	Number formation – 1, 2
Week 3	LEFMA
Week 4	Number formation – 3, 4
Week 5	TIJHKN
Week 6	Number formation – 5, 6

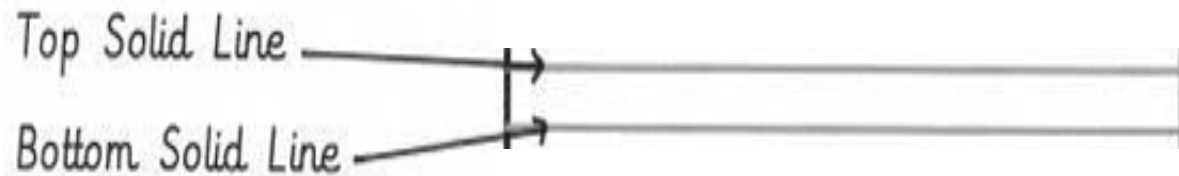
Key Vocabulary	
Lines	Tall lines
Letters	Capital letters Tall letters Tail letters
Tails	
Bridges	
Hooks	Coat hanger hooks
Other	Numbers



Year 1

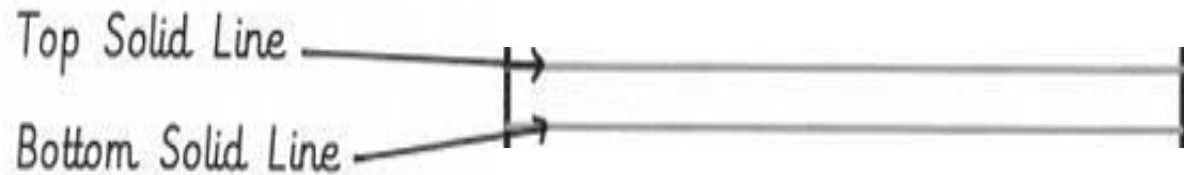
Spring 2	Focus
Week 1	CGOQS
Week 2	Number formation – 7, 8
Week 3	XVWYZ
Week 4	Number formation – 9, 10
Week 5	al ab
Week 6	Reinforcement week

Key Vocabulary	
Lines	Tall lines North-east joining line
Letters	Capital letters Small letters Tall letters Tail letters Letters with triangles
Tails	
Bridges	
Hooks	Coat hanger hooks
Other	Numbers Egg shapes in the coat hanger letters



Year 1

Summer 1	Focus
Week 1	l i l il li
Week 2	l j ij li
Week 3	l il t it lt
Week 4	r k n h m
Week 5	b p k

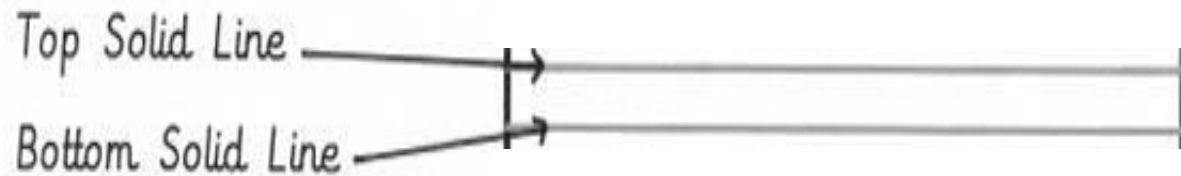


Key Vocabulary

Lines	Short lines Tall lines Tail lines North-east joining line
Letters	Small letters Tall letters Tail letters Narrow letters Letters with triangles
Tails	Narrow curved tails
Bridges	Narrow bridges
Hooks	
Other	Shoelace k

Year 1

Summer 2	Focus
Week 1	ı v v ʌ w
Week 2	ı u u ı y y u y
Week 3	a d g q
Week 4	vi vl wn wr
Week 5	^ c o ou oy
Week 6	ov ow on or
Week 7	Reinforcement week



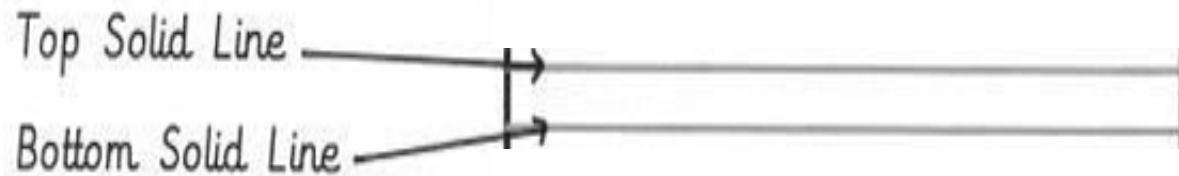
Key Vocabulary	
Lines	Short lines Tall lines Tail lines North-east joining line
Letters	Small letters Tall letters Tail letters Narrow letters Letters with triangles
Tails	Narrow curved tails
Bridges	Narrow bridges
Hooks	Coat hanger hooks
Other	Egg shapes in the coat hanger letters

Year 2 Handwriting



Year 2

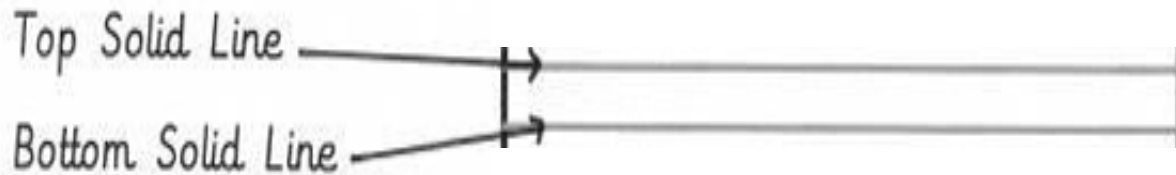
Autumn 1	Focus	
Week 1	i, l, t, j	c, o, a, d, g, q, e
Week 2	n, m, r, h, b, k, p	v, w
Week 3	u, y	s, f, x, z
Week 4	i l il li	
Week 5	j ij li	
Week 6	ilil t it lt	
Week 7	r h n h m	
Week 8	b p b k	



Key Vocabulary	
Lines	Short lines Tall lines Tail lines North-east joining line
Letters	Small letters Tall letters Tail letters Letters with triangles Narrow letters Letters with sharp points
Tails	Narrow curved tails
Bridges	Narrow bridges
Hooks	Coat hanger hooks
Other	Egg shapes in the coat hanger letters Shoelace k

Year 2

Autumn 2	Focus letters
Week 1	a d g q
Week 2	u u u y y y
Week 3	v v v w w w
Week 4	vi vl wn wr
Week 5	o c o ou oy
Week 6	ov ow on or
Week 7	Reinforcement week

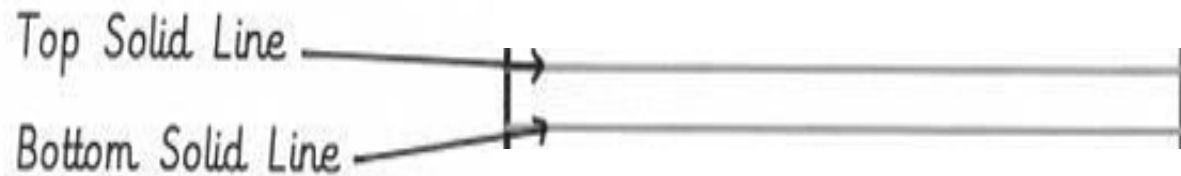


Key Vocabulary

Lines	Short lines Tall lines Tail lines North-east joining line Letters with triangles
Letters	Small letters Tall letters Tail letters Narrow letters Letters with triangles Letters with sharp points
Tails	Narrow curved tails
Bridges	
Hooks	Coat hanger hooks
Other	Egg shapes in the coat hanger letters Shoelace k

Year 2

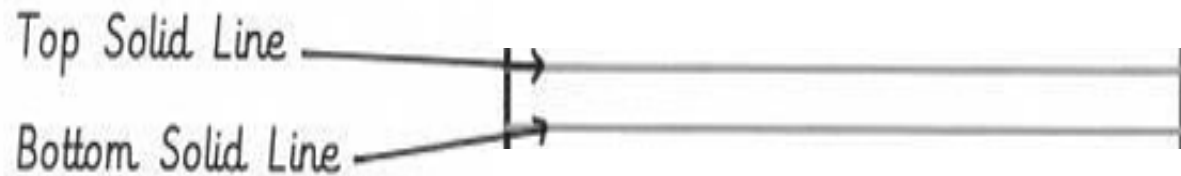
Spring 1	Focus
Week 1	<i>crca e ereq</i>
Week 2	<i>^ s iris k ks</i>
Week 3	<i>^ f fi fr</i>
Week 4	<i>x e ex a ax</i>
Week 5	<i>z i iz a az</i>
Week 6	<i>al ab ia va</i>



Key Vocabulary	
Lines	Short lines Tall lines Tail lines North-East joining line
Letters	Small letters Tall letters Tail letters Narrow letters Letters with triangles Joins with triangles
Tails	
Bridges	
Hooks	Coat hanger hooks
Other	Egg shapes in the coat hanger letters Shoelace k

Year 2

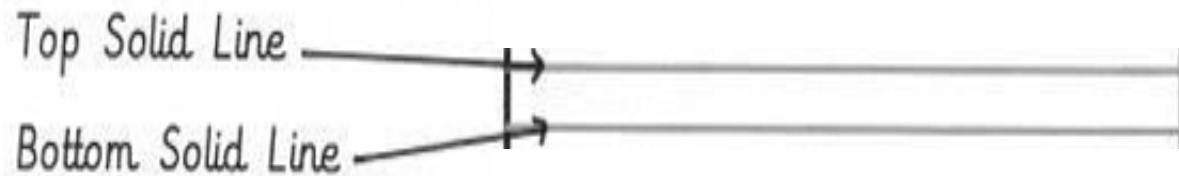
Spring 2	Focus
Week 1	<i>ib ob lp mp</i>
Week 2	<i>ck cy nc oc</i>
Week 3	<i>de dr da nd</i>
Week 4	<i>em ke ej oj</i>
Week 5	<i>de dr da nd</i>
Week 6	Reinforcement week



Key Vocabulary	
Lines	Short lines Tall lines Tail lines North-East joining line
Letters	Small letters Tall letters Tail letters Narrow letters Letters with triangles Joins with triangles
Tails	Narrow curved tails
Bridges	Narrow bridges
Hooks	Coat hanger hooks
Other	Egg shapes in the coat hanger letters Shoelace k

Year 2

Summer 1	Focus
Week 1	em ke ej oj
Week 2	fo fa uf of
Week 3	ng dg iq oq
Week 4	ht ha wh th
Week 5	ki mi cl wl

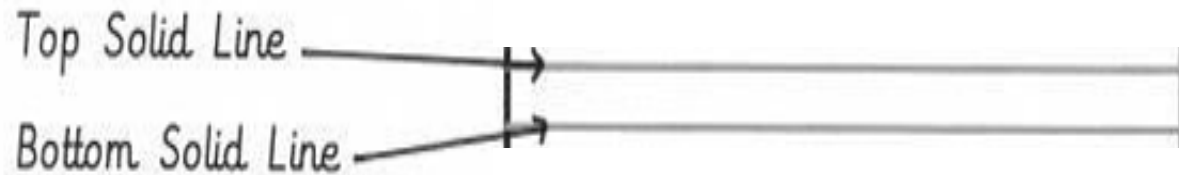


Key Vocabulary

Lines	Short lines Tall lines Tail lines North-East joining line
Letters	Small letters Tall letters Tail letters Narrow letters Letters with sharp points Letters with triangles Joins with triangles
Tails	Narrow curved tails
Bridges	Narrow bridges
Hooks	Coat hanger hooks
Other	Egg shapes in the coat hanger letters Shoelace k

Year 2

Summer 2	Focus
Week 1	ky kn ok rk
Week 2	wm am ny en
Week 3	qu nq us os
Week 4	lt it lit cu up
Week 5	ev nw wo we
Week 6	vy zi ze iz
Week 7	Reinforcement week



Key Vocabulary

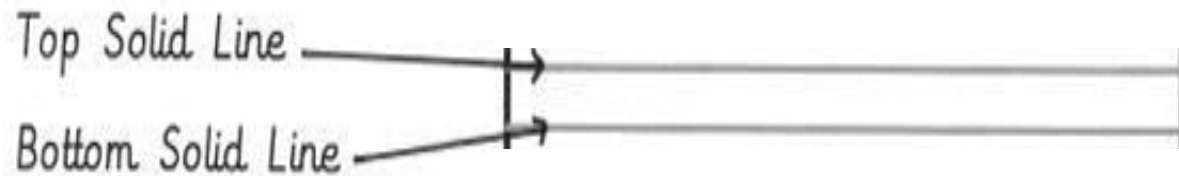
Lines	Short lines Tall lines Tail lines North-East joining line
Letters	Small letters Tall letters Tail letters Narrow letters Letters with sharp points Letters with triangles Joins with triangles
Tails	Narrow curved tails
Bridges	Narrow bridges
Hooks	Coat hanger hooks
Other	Egg shapes in the coat hanger letters Shoelace k

Year 3 Handwriting



Year 3

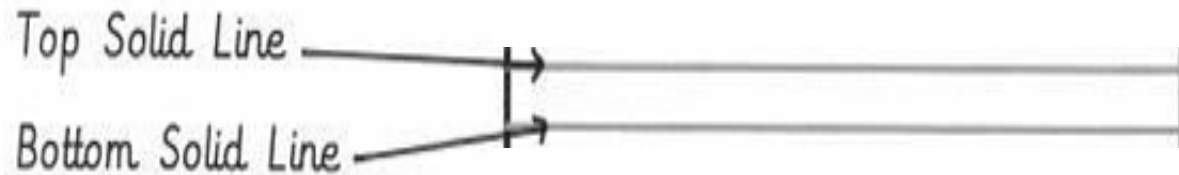
Autumn 1	Focus	
Week 1	i, l, t, j	c, o, a, d, g, q, e
Week 2	n, m, r, h, b, k, p	v, w
Week 3	u, y	s, f, x, z
Week 4	i l t j	
Week 5	h n m	
Week 6	b p k r	
Week 7	c o a d	
Week 8	Reinforcement of week 4, 5, 6 and 7	



Key Vocabulary	
Lines	Short lines Tall lines Tail lines North-east joining line
Letters	Small letters Tall letters Tail letters Letters with triangles Narrow letters Letters with sharp points
Tails	Narrow curved tails
Bridges	Narrow bridges
Hooks	Coat hanger hooks
Other	Egg shapes in the coat hanger letters Shoelace k

Year 3

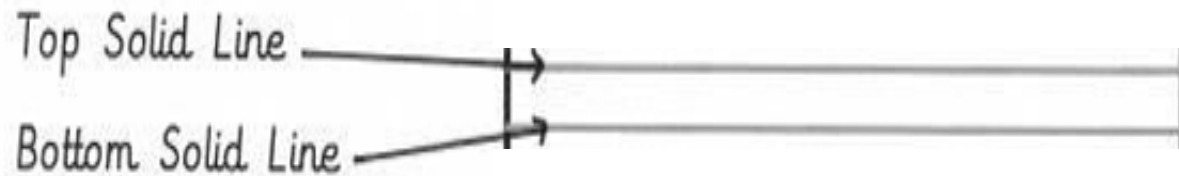
Autumn 2	Focus letters
Week 1	g q e le
Week 2	v w u y
Week 3	s f x z
Week 4	Reinforcement week
Week 5	ABCDEF
Week 6	GHIKJL
Week 7	MNOPQRS



Key Vocabulary	
Lines	Short lines Tall lines Tail lines North-east joining line Letters with triangles
Letters	Small letters Tall letters Tail letters Capital letters Letters with triangles Letters with sharp points
Tails	Narrow curved tails
Bridges	
Hooks	Coat hanger hooks
Other	Egg shapes in the coat hanger letters

Year 3

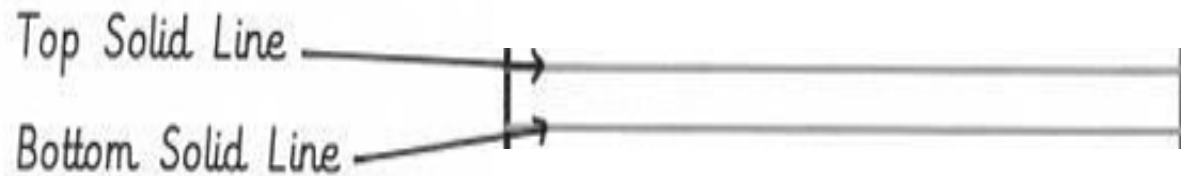
Spring 1	Focus
Week 1	ac aw da
Week 2	oa ib ob
Week 3	ck cy ec
Week 4	vc du dg
Week 5	en ef me
Week 6	te fr fo



Key Vocabulary	
Lines	Short lines Tall lines Tail lines North-east joining line
Letters	Small letters Tall letters Tail letters Narrow letters Letters with triangles Joins with triangles
Tails	
Bridges	Narrow bridges
Hooks	Coat hanger hooks
Other	Egg shapes in the coat hanger letters

Year 3

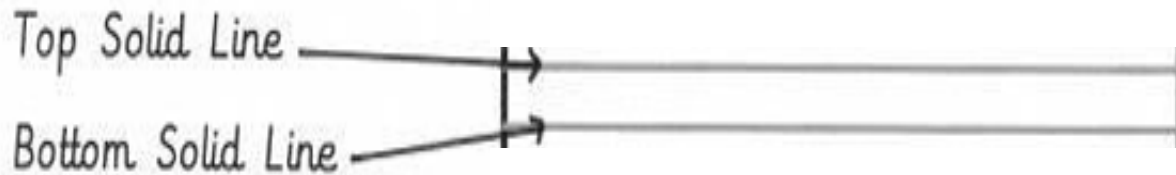
Spring 2	Focus
Week 1	if af ng
Week 2	og hs hu
Week 3	lh ch ib
Week 4	ip ki vi
Week 5	ej nj ky
Week 6	Reinforcement week



Key Vocabulary	
Lines	Short lines Tall lines Tail lines North-east joining line
Letters	Small letters Tall letters Tail letters Narrow letters Letters with triangles Joins with triangles
Tails	Narrow curved tails
Bridges	Narrow bridges
Hooks	Coat hanger hooks
Other	Egg shapes in the coat hanger letters Shoelace k

Year 3

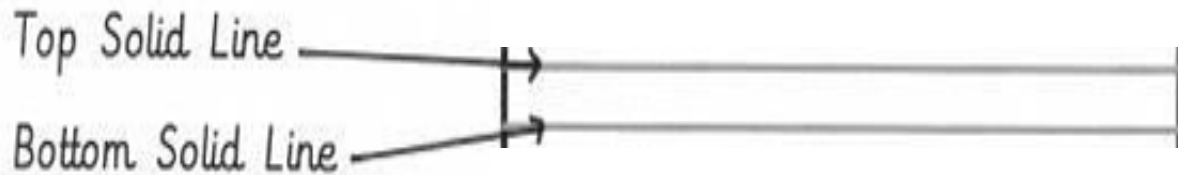
Summer 1	Focus
Week 1	kl mk ok
Week 2	ll lw cl al
Week 3	mb mp
Week 4	om im mf
Week 5	ms ng nt



Key Vocabulary	
Lines	Short lines Tall lines Tail lines North-east joining line
Letters	Small letters Tall letters Tail letters Narrow letters Letters with sharp points Letters with triangles Joins with triangles
Tails	Narrow curved tails
Bridges	Narrow bridges
Hooks	Coat hanger hooks
Other	Egg shapes in the coat hanger letters Shoelace k

Year 3

Summer 2	Focus
Week 1	un wn or
Week 2	od vo ho
Week 3	op rp qu nq
Week 4	tl ty ut
Week 5	ot ug uz
Week 6	du fu va ve
Week 7	Reinforcement week



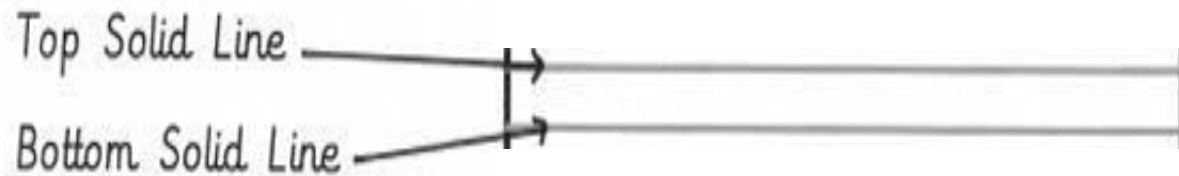
Key Vocabulary	
Lines	Short lines Tall lines Tail lines North-east joining line
Letters	Small letters Tall letters Tail letters Narrow letters Letters with sharp points Letters with triangles Joins with triangles
Tails	Narrow curved tails
Bridges	Narrow bridges
Hooks	Coat hanger hooks
Other	Egg shapes in the coat hanger letters

Year 4 Handwriting



Year 4

Autumn 1	Focus	
Week 1	i, l, t, j	c, o, a, d, g, q, e
Week 2	n, m, r, h, b, k, p	v, w
Week 3	u, y	s, f, x, z
Week 4	Joins 1 (p20) - <i>la co ac</i>	
Week 5	Joins 1 (p20) - <i>ng eq us</i>	
Week 6	Joins 2 (p20) - <i>fi on</i>	
Week 7	Joins 2 (p20) - <i>wa vy</i>	
Week 8	Joins 3 (p21) - <i>ab if th</i>	

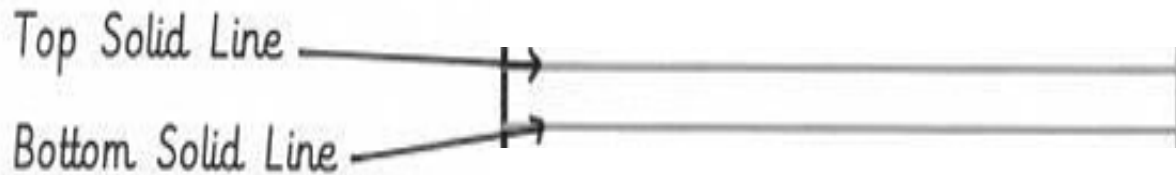


Key Vocabulary

Lines	Short lines Tall lines Tail lines North-east joining line
Letters	Small letters Tall letters Tail letters Letters with triangles Narrow letters Letters with sharp points Joins with triangles
Tails	Narrow curved tails
Bridges	Narrow bridges
Hooks	Coat hanger hooks
Other	Egg shapes in the coat hanger letters Shoelace k

Year 4

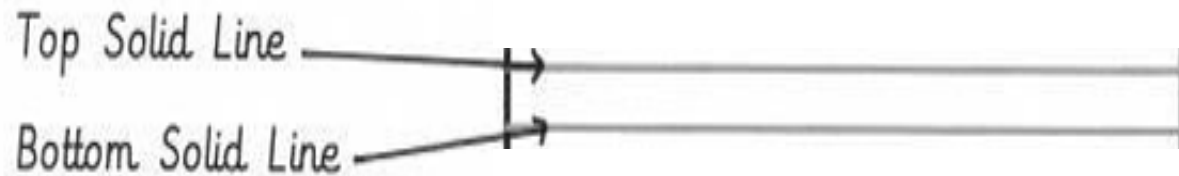
Autumn 2	Focus letters
Week 1	Joins 3 (p21) - <i>il ck</i>
Week 2	Joins 4 (p22) - <i>em ip lu</i>
Week 3	Joins 4 (p22) - <i>kn ar ky</i>
Week 4	Joins 5 (p23) - <i>tw iv ex</i>
Week 5	Joins 6 (p23) - <i>wz</i>
Week 6	ABCDEF
Week 7	Reinforcement week



Key Vocabulary	
Lines	Short lines Tall lines Tail lines North-east joining line
Letters	Small letters Tall letters Tail letters Capital letters Narrow letters Letters with triangles Letters with sharp points Joins with triangles
Tails	Narrow curved tails
Bridges	Narrow bridges
Hooks	Coat hanger hooks
Other	Egg shapes in the coat hanger letters Shoelace k

Year 4

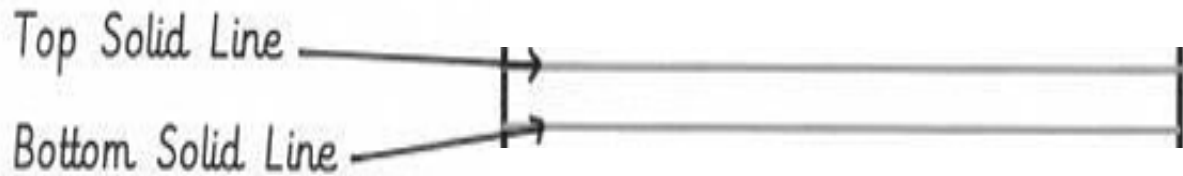
Spring 1	Focus
Week 1	GHIKJL
Week 2	MNOPQRS
Week 3	TUVWXYZ
Week 4	ac aw da
Week 5	oa ib ob
Week 6	ck cy ec



Key Vocabulary	
Lines	Short lines Tall lines Tail lines North-east joining line
Letters	Small letters Tall letters Tail letters Capital letters Narrow letters Letters with triangles Letters with sharp points Joins with triangles
Tails	Narrow curved tails
Bridges	Narrow bridges
Hooks	Coat hanger hooks
Other	Egg shapes in the coat hanger letters

Year 4

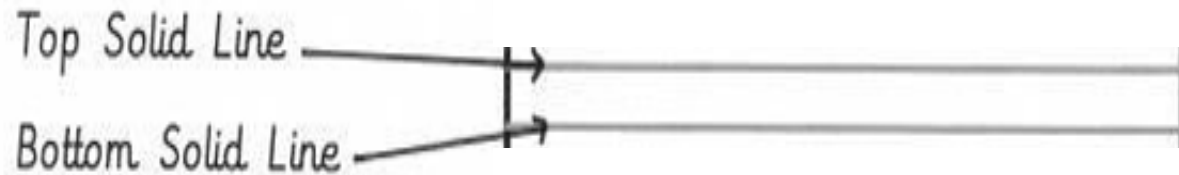
Spring 2	Focus
Week 1	vc du dg
Week 2	en ef me
Week 3	te fr fo
Week 4	if af ng
Week 5	og hs hu
Week 6	Reinforcement week



Key Vocabulary	
Lines	Short lines Tall lines Tail lines North-east joining line
Letters	Small letters Tall letters Tail letters Narrow letters Letters with triangles Letters with sharp points Joins with triangles
Tails	Narrow curved tails
Bridges	Narrow bridges
Hooks	Coat hanger hooks
Other	Egg shapes in the coat hanger letters Shoelace k

Year 4

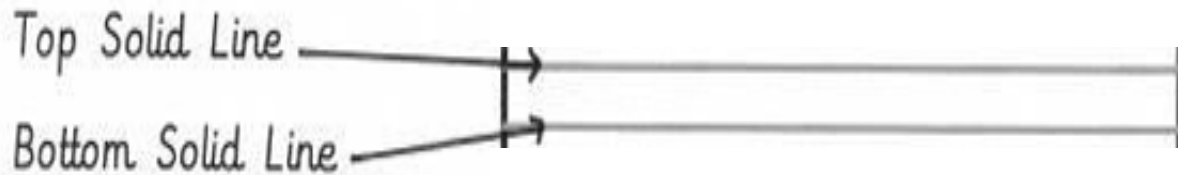
Summer 1	Focus
Week 1	lh ch ib
Week 2	ip ki vi
Week 3	ej nj ky
Week 4	kl mk ok
Week 5	ll lw cl al



Key Vocabulary	
Lines	Short lines Tall lines Tail lines North-east joining line
Letters	Small letters Tall letters Tail letters Narrow letters Letters with sharp points Letters with triangles Joins with triangles
Tails	Narrow curved tails
Bridges	Narrow bridges
Hooks	Coat hanger hooks
Other	Egg shapes in the coat hanger letters Shoelace k

Year 4

Summer 2	Focus
Week 1	mb mp
Week 2	om im mf
Week 3	ms ng nt
Week 4	un wn or
Week 5	od vo ho
Week 6	op rp qu nq
Week 7	Reinforcement week



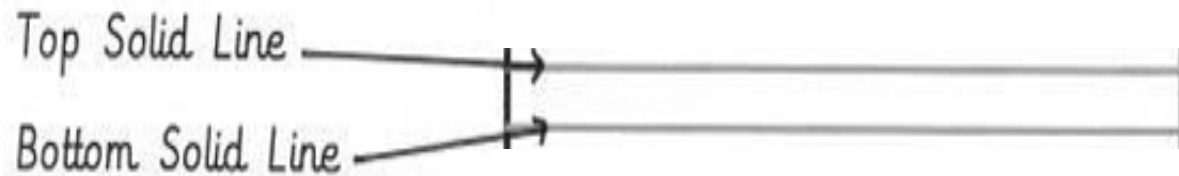
Key Vocabulary	
Lines	Short lines Tall lines Tail lines North-east joining line
Letters	Small letters Tall letters Tail letters Narrow letters Letters with sharp points Letters with triangles Joins with triangles
Tails	Narrow curved tails
Bridges	Narrow bridges
Hooks	Coat hanger hooks
Other	Egg shapes in the coat hanger letters

Year 5 Handwriting



Year 5

Autumn 1	Focus	
Week 1	i, l, t, j	c, o, a, d, g, q, e
Week 2	n, m, r, h, b, k, p	v, w
Week 3	u, y	s, f, x, z
Week 4	<i>ac aw da</i>	
Week 5	<i>oa ib ob</i>	
Week 6	<i>ck cy ec</i>	
Week 7	<i>vc du dg</i>	
Week 8	<i>en ef me</i>	

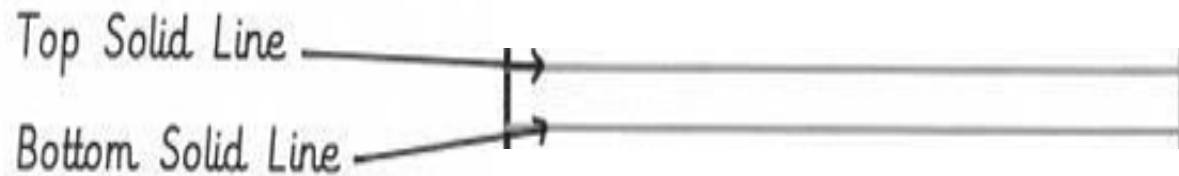


Key Vocabulary

Lines	Short lines Tall lines Tail lines North-east joining line
Letters	Small letters Tall letters Tail letters Letters with triangles Narrow letters Letters with sharp points Joins with triangles
Tails	Narrow curved tails
Bridges	Narrow bridges
Hooks	Coat hanger hooks
Other	Egg shapes in the coat hanger letters Shoelace k

Year 5

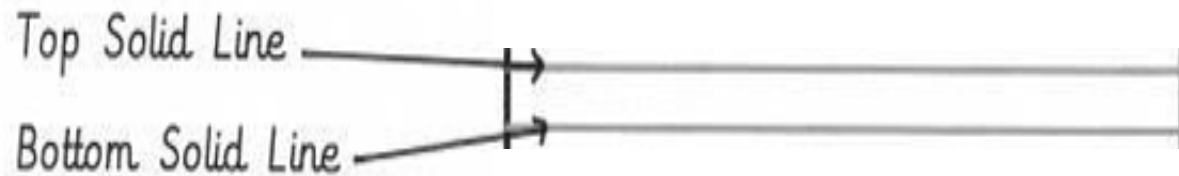
Autumn 2	Focus letters
Week 1	te fr fo
Week 2	if af ng
Week 3	og hs hu
Week 4	lh ch ib
Week 5	ip ki vi
Week 6	ej nj ky
Week 7	Reinforcement week



Key Vocabulary	
Lines	Short lines Tall lines Tail lines North-east joining line
Letters	Small letters Tall letters Tail letters Narrow letters Letters with triangles Letters with sharp points Joins with triangles
Tails	Narrow curved tails
Bridges	Narrow bridges
Hooks	Coat hanger hooks
Other	Egg shapes in the coat hanger letters Shoelace k

Year 5

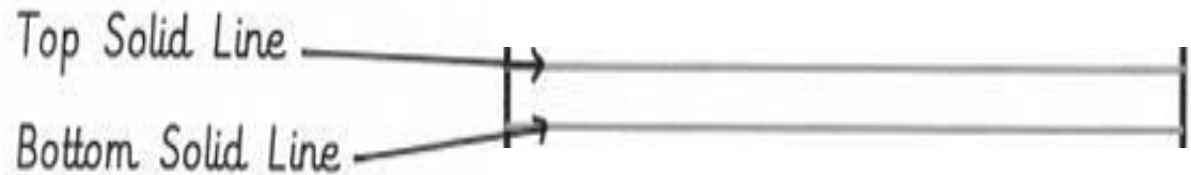
Spring 1	Focus
Week 1	kl mk ok
Week 2	ll lw cl
Week 3	al mb mp
Week 4	om im mf
Week 5	ms ng nt
Week 6	un wn or



Key Vocabulary	
Lines	Short lines Tall lines Tail lines North-east joining line
Letters	Small letters Tall letters Tail letters Narrow letters Letters with sharp points Letters with triangles Joins with triangles
Tails	Narrow curved tails
Bridges	Narrow bridges
Hooks	Coat hanger hooks
Other	Egg shapes in the coat hanger letters Shoelace k

Year 5

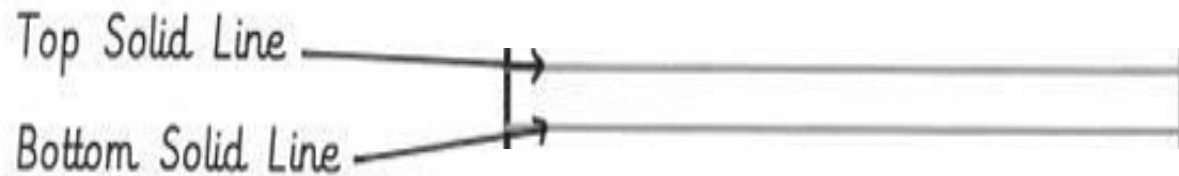
Spring 2	Focus
Week 1	od vo ho
Week 2	op rp qu
Week 3	nq oq rl
Week 4	rs vr tr
Week 5	vs fs ns
Week 6	Reinforcement week



Key Vocabulary	
Lines	Short lines Tall lines Tail lines North-east joining line
Letters	Small letters Tall letters Tail letters Narrow letters Letters with sharp points Letters with triangles Joins with triangles
Tails	Narrow curved tails
Bridges	Narrow bridges
Hooks	Coat hanger hooks
Other	Egg shapes in the coat hanger letters Shoelace k

Year 5

Summer 1	Focus
Week 1	tl ty ut
Week 2	ot ug uz
Week 3	du fu va
Week 4	ve ov iw
Week 5	wg we ow



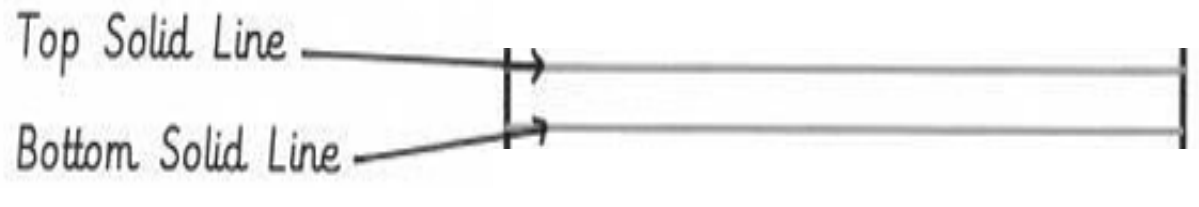
Key Vocabulary	
Lines	Short lines Tall lines Tail lines North-east joining line
Letters	Small letters Tall letters Tail letters Letters with sharp points Letters with triangles Joins with triangles
Tails	Narrow curved tails
Bridges	
Hooks	Coat hanger hooks
Other	Egg shapes in the coat hanger letters Shoelace k

Year 5

Summer 2	Focus
Week 1	<i>ew ex ix</i>
Week 2	<i>xh xe vy</i>
Week 3	<i>cy oz ez</i>
Week 4	Sentence practice: Pangrams
Week 5	Sentence practice: Pangrams
Week 6	Sentence practice: Pangrams
Week 7	Reinforcement week

Key Vocabulary

Lines	Short lines Tall lines Tail lines North-east joining line
Letters	Small letters Tall letters Tail letters Letters with triangles Narrow letters Letters with sharp points Joins with triangles
Tails	Narrow curved tails
Bridges	Narrow bridges
Hooks	Coat hanger hooks
Other	Egg shapes in the coat hanger letters Shoelace k

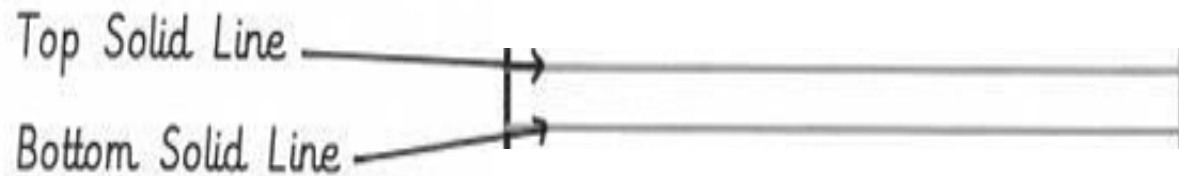


Year 6 Handwriting



Year 6

Autumn 1	Focus	
Week 1	i, l, t, j	c, o, a, d, g, q, e
Week 2	n, m, r, h, b, k, p	v, w
Week 3	u, y	s, f, x, z
Week 4	<i>ac aw da</i>	
Week 5	<i>oa ib ob</i>	
Week 6	<i>ck cy ec</i>	
Week 7	<i>vc du dg</i>	
Week 8	<i>en ef me</i>	

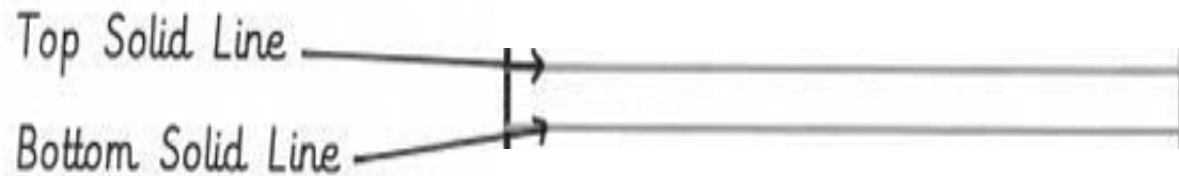


Key Vocabulary

Lines	Short lines Tall lines Tail lines North-east joining line
Letters	Small letters Tall letters Tail letters Letters with triangles Narrow letters Letters with sharp points Joins with triangles
Tails	Narrow curved tails
Bridges	Narrow bridges
Hooks	Coat hanger hooks
Other	Egg shapes in the coat hanger letters Shoelace k

Year 6

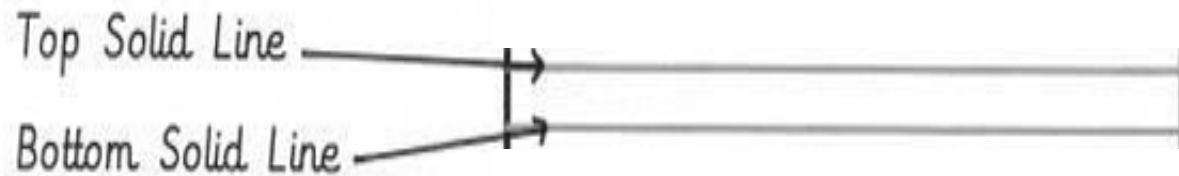
Autumn 2	Focus letters
Week 1	te fr fo
Week 2	if af ng
Week 3	og hs hu
Week 4	lh ch ib
Week 5	ip ki vi
Week 6	ej nj ky
Week 7	Reinforcement week



Key Vocabulary	
Lines	Short lines Tall lines Tail lines North-east joining line
Letters	Small letters Tall letters Tail letters Narrow letters Letters with triangles Letters with sharp points Joins with triangles
Tails	Narrow curved tails
Bridges	Narrow bridges
Hooks	Coat hanger hooks
Other	Egg shapes in the coat hanger letters Shoelace k

Year 6

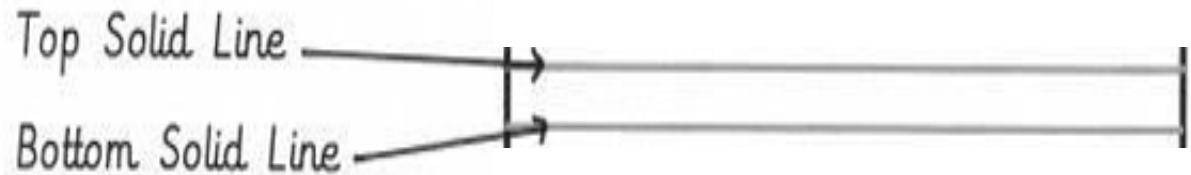
Spring 1	Focus
Week 1	kl mk ok
Week 2	ll lw cl
Week 3	al mb mp
Week 4	om im mf
Week 5	ms ng nt
Week 6	un wn or



Key Vocabulary	
Lines	Short lines Tall lines Tail lines North-east joining line
Letters	Small letters Tall letters Tail letters Narrow letters Letters with sharp points Letters with triangles Joins with triangles
Tails	Narrow curved tails
Bridges	Narrow bridges
Hooks	Coat hanger hooks
Other	Egg shapes in the coat hanger letters Shoelace k

Year 6

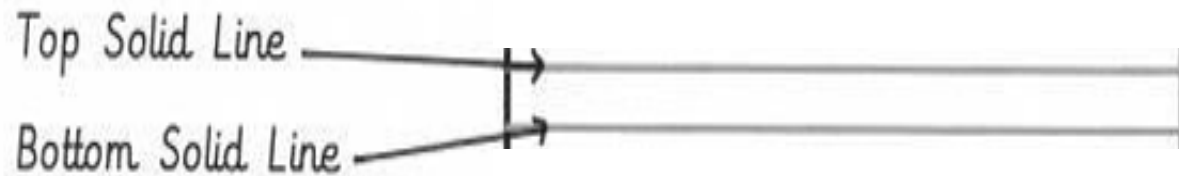
Spring 2	Focus
Week 1	od vo ho
Week 2	op rp qu
Week 3	nq oq rl
Week 4	rs vr tr
Week 5	vs fs ns
Week 6	Reinforcement week



Key Vocabulary	
Lines	Short lines Tall lines Tail lines North-east joining line
Letters	Small letters Tall letters Tail letters Narrow letters Letters with sharp points Letters with triangles Joins with triangles
Tails	Narrow curved tails
Bridges	Narrow bridges
Hooks	Coat hanger hooks
Other	Egg shapes in the coat hanger letters Shoelace k

Year 6

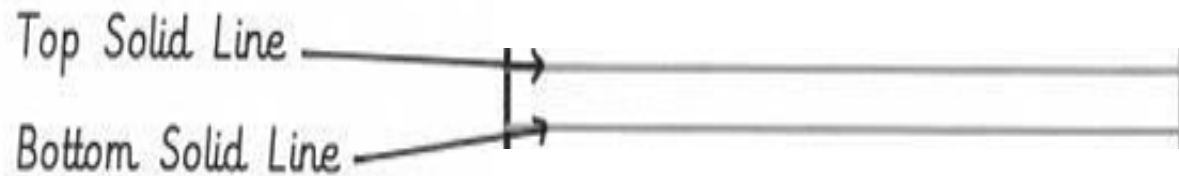
Summer 1	Focus
Week 1	tl ty ut
Week 2	ot ug uz
Week 3	du fu va
Week 4	ve ov iw
Week 5	wg we ow



Key Vocabulary	
Lines	Short lines Tall lines Tail lines North-east joining line
Letters	Small letters Tall letters Tail letters Letters with sharp points Letters with triangles Joins with triangles
Tails	Narrow curved tails
Bridges	
Hooks	Coat hanger hooks
Other	Egg shapes in the coat hanger letters Shoelace k

Year 6

Summer 2	Focus
Week 1	ew ex ix
Week 2	xh xe vy
Week 3	cy oz ez
Week 4	Sentence practice: Pangrams
Week 5	Sentence practice: Pangrams
Week 6	Sentence practice: Pangrams
Week 7	Reinforcement week



Key Vocabulary	
Lines	Short lines Tall lines Tail lines North-east joining line
Letters	Small letters Tall letters Tail letters Letters with triangles Narrow letters Letters with sharp points Joins with triangles
Tails	Narrow curved tails
Bridges	Narrow bridges
Hooks	Coat hanger hooks
Other	Egg shapes in the coat hanger letters Shoelace k

Refer to p41 of Martin Harvey, *Achieving Excellence in Handwriting*, document Pangram - a sentence containing every letter of the alphabet.