



SUPERSONIC






Phonic Friends

Parent Newsletter

The Higher Levels Choose to Use Group 1



This group's Choose to use spellings

ai and ay	ee and ea	igh and ie	oa and oe	oo and ue
				
rain and clay	bee and leaf	fight and pie	boat and toe	moon and blue

Build, Read & Write Spell Frames

ai	ay	ee	ea	igh	ie	oa	oe	oo	ue
paint brain rain train	stay clay tray play	bee sweet queen sheep	leaf sea cream dream	fight night right light	pie die lie tie	boat coat goat road	toe aloe doe hoe	moon hoop zoo boot	glue blue statue tissue

Choose to Use Rule

Hear In the middle choose to use /ai/ & Hear it at the end choose to use /ay/.	Write with both spellings, have a good look and see. Which one looks like the right spelling for me?	Hear In the middle choose to use /igh/ & Hear it at the end choose to use /ie/.	Hear In the middle choose to use /oa/ & Hear it at the end choose to use /oe/.	Write with both spellings, have a good look and see. Which one looks like the right spelling for me?
--	---	---	---	---

Tess' Tricky Words



their people Mr Mrs

Sid's Cheeky Challenge

Can you make a silly sentence with all the words above?



Next group Choose to Use Spellings

Split digraph

ai, ay and a_e	ee, ea and e_e	igh, ie and i_e	oa, oe and o_e	oo, ue and u_e
				
cake	concrete	slide	globe	cube






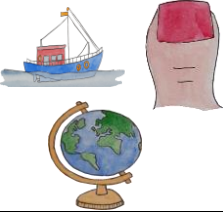

SUPERSONIC

Phonic Friends Parent Newsletter



The Higher Levels Choose to Use Group 2

This group's Choose to use spellings

ai, ay and a_e 	ee, ea and e_e 	igh, ie and i_e 	oa, oe and o_e 	oo, ue and u_e 
rain, clay & cake	bee, leaf & concrete	fight, pie & slide	boat, toe & globe	moon, blue & cube

Choose to Use Rule

Hear In the middle choose to use /ai/ or /a_e/ & Hear it at the end choose to use /ay/.	Hear In the middle choose to use /ee/ or /ea/ or /e_e/ & Hear it at the end choose to use /ee/ or /ea/	Hear In the middle choose to use /igh/ or /i_e/ & Hear it at the end choose to use /ie/.	Hear In the middle choose to use /oa/ or /o_e/ & Hear it at the end choose to use /oe/.	Hear In the middle choose to use /oo/ or /u_e/ & Hear it at the end choose to use /oo/ or /ue/.
--	--	---	---	---

**Write with both spellings, have a good look and see.
Which one looks like the right spelling for me?**

Tess' Tricky Words








their people Mr Mrs
oh these friend asked

Sid's Cheeky Challenge



Can you make a silly sentence with all the pictures above?

Next group Choose to Use Spellings

oi and oy 	ur and ir 	ow and ou 	or and aw 	w and wh 
coin & toy	burp & skirt	clown & cloud	fort & hawk	wig & white








SUPERSONIC

Phonic Friends Parent Newsletter



The Higher Levels Choose to Use Group 3

This group's Choose to use spellings

oi oy	ur ir	ow ou	or aw	w wh
				
coin & toy	burp & skirt	clown & cloud	fort & hawk	wig & white

Build Read Write Words

oi	oy	ur	ir	ow	ou	or	aw	w	wh
coin join foil boil toilet soil	boy toy enjoy destroy joy enjoy	burp surf turnip curl burst turn	skirt bird sir girl third	clown frown owl cow town howl	out cloud amount shout pound sound	torch porch fort north corn horn	hawk crawl paw straw draw claw	wig wax win web wag	white wheel whisper whisker

Choose to Use Rule

Hear In the middle
choose to use
/oi/
&
Hear it at the end
choose to use /oy/.

Write with both spelling, have a good look and see.
Which ones looks like the right spelling for me?



Tess' Tricky Words








their people Mr Mrs oh these friend asked
where today once

Sid's Cheeky Challenge



Can you make a silly sentence with all the pictures above?

Next group Choose to Use Spellings

air and are	n and kn	r and wr	f, ff and ph	or, aw and au
				
fair & square	newspaper & knight	rose & write	fish, huff & phonics	fort, draw & author



SUPERSONIC






Phonic Friends

Parent Newsletter

The Higher Levels Choose to Use Group 4



This group's Choose to use spellings

air and are	n and kn	r and wr	f, ff and ph	or, aw and au
				
fair and square	newspaper and knight	rose and write	fish, huff and phonics	fort, draw and author

Build Read Write Words

air	are	n	kn	r	wr	f/ ff	ph	or/aw	au
hair fair pair chair repair airport	scarecrow share spare square hare	nose nut nail north nap net	knight knit knot knife knee knuckle	rose ring rescue repair rain rug	write wren wrench wreck wrestle wrap	fan fish fat huff puff cuff	dolphin phonics alphabet phone sphere microphone	fort torch corn draw paw hawk	author autumn haunt astronaut august applaud

Choose to Use Rule

Write with both spellings, have a good look and see.
Which one looks like the right spelling for me?

Tess' Tricky Words







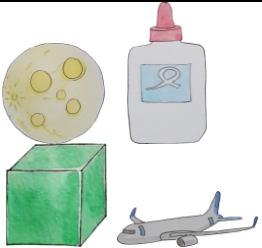
their people Mr Mrs oh these friend asked where today once
could should would called

Sid's Cheeky Challenge

Can you make a silly sentence with all the words above?



Next group Choose to Use Spellings

n kn and gn	or, aw, au and ore	ee, ea, e_e and ey	ee ea e_e ey and y	oo ue u_e and ew
				
newspaper, knight and gnome	fort, draw, author and sore	sweet, leaf, concrete, honey	sweet, leaf, concrete, honey, funny	moon, glue, cube, flew



SUPERSONIC


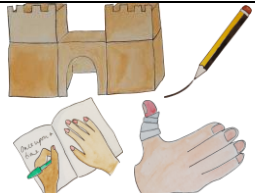

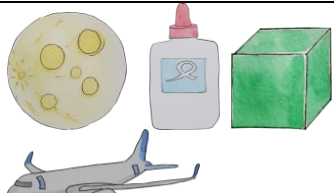
Phonic Friends

Parent Newsletter

The Higher Levels Choose to Use Group 5



This group's Choose to use spellings

n kn and gn	or, aw, au and ore	ee ea e_e ey y	oo ue u_e and ew
			
newspaper, knight and gnome	fort, draw, author and sore	sweet, leaf, concrete, honey, funny	moon, glue, cube, flew

Build Read Write Words

n	kn/gn	or/ aw	au/ ore	ee/ea	e-e	ey/y	oo ue	u_e	ew
nose nut nail north nap net nap	knight knit knot gnome gnat gnarl gnow	fort torch corn porch draw paw hawk	author haunt sore score core chore	sweet queen green leaf dream cream sea	concrete delete swede Pete theme eve	happy lucky dirty key monkey honey donkey	moon zoo boot food statue rescue tissue	cube flute cute tube perfum e brute June	grew blew chew drew flew stew brew

Choose to Use Rule

Write with all spellings, have a good look and see.
Which one looks like the right spelling for me?








Tess' Tricky Words



their people Mr Mrs oh these friend asked where today once
could should would called
looked son says want

Next group Choose to Use Spellings

air, are and ear	ur, ir and or	ch and tch	j and dge	ur, ir, or and er
				
fair, square and bear	burp, girl and world	chick and witch	jump and badge	burp, girl, world and perm








SUPERSONIC

Phonic Friends Parent Newsletter



The Higher Levels Choose to Use Group 6

This group's Choose to use spellings

air, are and ear 	ur, ir and or 	ch and tch 	j and dge 	ur, ir, or and er 
fair, square and bear	burp, girl and world	chick and witch	jump and badge	burp, girl, world and perm

Build Read Write Words

air	are	ear	ur	ir	or	ch	tch	j	dge	ur	ir	or	er
fair pair hair chair	square hare share spare	bear wear tear pear	burp surf burst turnip curl	third girl bird skirt	word worm world work	chick chop church chimp champ	witch Mitch itch pitch stitch	jam jog jet jump jumper	bridge lodge wedge hedge badge	burp surf burst turnip curl	third girl bird skirt	word worm world work	perm her server alert

Choose to Use Rule

Write with all spellings, have a good look and see.
Which one looks like the right spelling for me?



Tess' Tricky Words



their people Mr Mrs oh these friend asked where today once
could should would called looked son says want
after half only with

Sid's Cheeky Challenge



Can you make a silly sentence with the pictures and word above?

**Next up – The Higher Levels Switch it Spell Sounds
Looks the same – sounds different**



Switch it with Mitch