















Listen up!

Begin by listening together to this radio programme from the BBC:
Listen and Play - Ishy Fish

<https://www.bbc.co.uk/teach/school-radio/eyfs-listen-and-play-ishy-fish/zr44vk7>

Let's Get Creative!


Ischy Fishy Rhythms

 <i>Toad</i>	 <i>Toad</i>	 <i>Toad</i>	 <i>Toad</i>
 <i>Toad</i>	 <i>Toad</i>	 <i>Ischy Fish</i>	 <i>Toad</i>
 <i>Ischy Fish</i>	 <i>Toad</i>	 <i>Ischy Fish</i>	 <i>Toad</i>

Can you play these patterns on your body? E.g. *Toad* = stamp *Ischy Fishy* = rub hands
Try playing the rhythms on a water bottle and a pencil!
Toad = scrape or tap *Ischy Fishy* = shake bottle
Make up some new patterns with these creatures.
Can you make a new pattern using these creatures?



Rhythm and Rhyme



Fishy Fishy in the Brook

Fishy Fishy in the brook *(swimming actions with hands)*
Daddy catch with a hook *(actions as if casting a line)*
Mummy fry him in the pan *(turn over the fish in the pan)*
Baby eat him like a man! *(pretend to eat)*

Can you spot the rhyming words?
Explore different voices for the chant:
Baby voice, daddy voice, quiet voices, fishy bubbly voices (waggle your first finger over your lips as you say the words)
Enjoy the 'sh' sounds again!
Try tapping a steady beat on your knees as you say the rhyme

Let's Get Moving!



Can you move like your favourite sea creature? Try these and make up your own!
Swim like a fish? Dig like a Sea Turtle? Blow like a pufferfish? Pinch like a lobster?
Float like a jellyfish? Step side-to-side like crab? Move your arms like an octopus?

Why not make a dance routine of your favourite sea creature moves and dance along to your favourite music?
Try this: https://www.youtube.com/watch?v=GC_mvIipjWA